


A. Guard rail



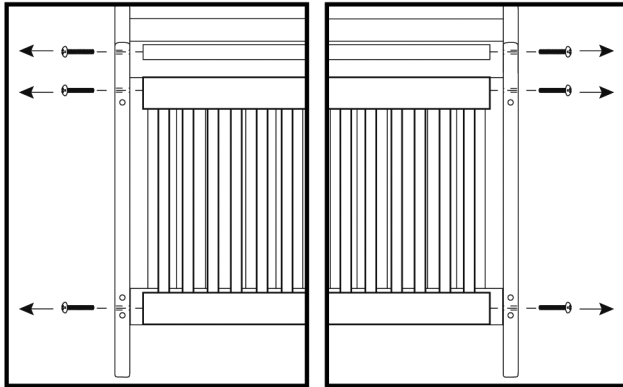
B. 1 3/8" Allen head bolt (4)



C. Allen wrench

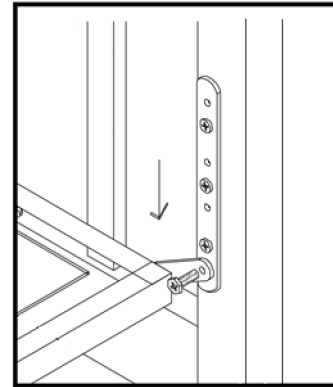
STEP 1.

Unscrew the bolts and remove the cross bar and front panel.



STEP 2.

Move the spring frame to the lowest level.

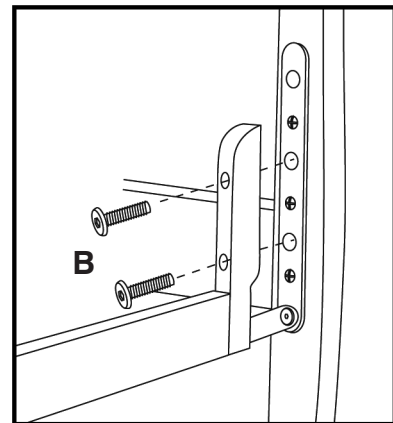
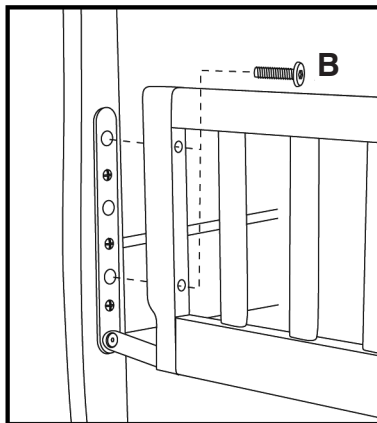


STEP 3.

Attach the guard rail (A) to the side panel posts using four Allen head bolts (B). **The guard rail can be installed with the high end facing either to the left or the right.**

Check to make sure that all of the bolts are fastened securely.

Do not overtighten.



⚠ WARNING:

The minimum age shall not be less than 15 months and the maximum weight shall not be greater than 50 lbs.

Failure to follow these warnings and the assembly instructions could result in serious injury or death from entrapment or strangulation. Do not place the bed near windows where cords from blinds or drapes may strangle a child.

If guard rails are used as the mattress containment means, the guard rails provided must be used.